

Classic Collection




The
Winchester
Tile
Company®



The
Winchester
Tile
Company®





Left: Raspberry, Maize and Sky Blue Half Tiles with Pure White 5" and 10" Dado Rail Moulding.



Aroma Range and Woven Border with Off White Half Tile and Quarter Tile, Nutmeg and Off White 5" and Nutmeg 10" Dado Rail Moulding.

Important Information

Colour Variations

The surfaces of Winchester tiles undulate gently, allowing natural shading to occur. These distinctive yet subtle variations in shade within each tile, moulding and border mean no two pieces are ever identical which gives a wonderful impression of depth to tiled areas, adding to their beauty and charm.

There may also be subtle shade variations between the background colour on decorative tiles and their matching field tile.

Before fixing tiles it is important to lay them out in good light to ensure that any shade difference is evenly distributed.

Some of our glazes are subject to crazing, in particular **Soft Yellow, Marine Blue and Deep Turquoise**, this is an inherent part of our tiles and adds to their rustic nature.

When used in wet areas crazed tiles should be sealed with an impregnator to stop moisture penetrating the body of the tile and causing discolouration.

Dimensions

All dimensions shown throughout the brochure are nominal; actual dimensions for individual tiles may vary from these figures.

Installation

When grouting, use a finely sanded grout to avoid scratching the soft glazes. For full installation instructions, including grouting and adhesive recommendations, please refer to the Winchester Fixing Guide available from your Winchester stockist.

In the USA please follow the recommendations of a reputable adhesive manufacturer and always comply with the American National Institution (ANSI) specifications as set out in the **Handbook for Ceramic Tile Installation** published by the Tile Council of America.

How Many Tiles Will You Need?

Once you have decided on your tiles, calculate how many you will need by measuring the area to be tiled.

Nominal Tile Size*	Tiles per square metre	Tiles per square foot
5" x 5" (127 x 127mm)	56	5.75
4 1/8" x 4 1/8" (105 x 105mm)	81	8.0
5" x 2 1/2" (127 x 62mm)	109	11.5

Nominal Tile Border Length*	Tiles per linear metre	Tiles per linear foot
10" (254mm)	3.8	1.2
8 3/8" (215mm)	4.5	1.4
5" (127mm)	7.5	2.4

* Based on a 6mm grout gap. All above dimensions are subject to a tolerance of $\pm 2.5\text{mm}$ or $3/32"$.

Right: Raspberry, Shale, Sage and Fennel 4 1/4".
Below: Butterfly.



Special Care

Wash down tiled surfaces with either clean water or a neutral (i.e. not acidic or alkaline) detergent. Dry off and polish with a dry duster.

Anthracite tiles contain elements which may discolour if they are left wet for prolonged periods or cleaned by strong acids or bleach. We recommend they are wiped down immediately if they become wet.

Emerald Green, Lime Green, Marine Blue, Moonstone and Prussian Blue are copper-based glazes which are prone to discolouration by the very mild acids often found in the home, for example in lemon scented soaps. To avoid this, wash them with clean water only and wipe them dry. Tiles in these colours are recommended for use in dry areas only, do not use the tiles near the kitchen sink or in shower cubicles.

The same care should be taken with the **Simply Leaves** range.

Tiles used on work surfaces will show signs of wear and surface scratching. Winchester Tiles are not suitable for exterior use.

Ordering

When ordering, please always give the following information -

- The full code of the tile design.
- All hand painted tiles are on an Off White background, unless stated otherwise. Some are also available on a Pure White background, please be sure to specify which background you require.
- When ordering plain tiles, please quote the relevant two-letter code (eg JA for Jade) followed by 1004 for 4 1/8" tiles or 1005 for 5" tiles
- When ordering mouldings, turns and corners, please quote the relevant two-letter colour code (eg JA for Jade) followed by the product code.
- Prefix all tile codes with W.
- Special colours for decorative tiles on an Off White background can be made to order at a 20% premium (available in UK only).

Photography

Owing to variations in studio lighting and printing inks, the tile colours shown in this brochure may differ slightly from those of the actual tiles. Before making your choice it is always advisable to ask your Winchester supplier to show you samples.

Limits of Liability

The Winchester Tile Company accepts no liability for the faulty installation of its tiles. In the case of any claim relating to the tiles themselves, Winchester Tile's liability, to the extent permitted by law, is limited to either the replacement of the product or a refund of the cost of the product, and does not extend to cover any consequential loss. Tiles must be inspected prior to installation and claims cannot be considered after the tiles have been installed.

Please be advised that installation constitutes acceptance of the quality, colour, texture, shade and size of tiles.

The Winchester Tile Company warrants that its tiles conform to their description and are fit for their purpose.

The Winchester Tile Company makes no other express or implied warranty as to fitness or suitability of the products for particular installations. We extend no guarantees, express or implied, as to wear resistance or maintenance procedures.

Please note, the use of certain acid based cleaning products may cause some of the tiles to react and change in character.

Credits

Orange Tree Interiors 01392 876688 www.theorangetree.co.uk
Redfyre Cookers 01392 444070 www.redfyrecookers.co.uk
The Cook's Shop 01392 258576 www.justaddfood.co.uk
Painting on page 5 by Graham Rich.

The Winchester Tile Company®

Contents

5" Tiles	02
English Delft	04
Shells	09
Balloons	10
Indented Leaves	12
A Gaggle of Geese	13
Vegetable Patch	14
Desert Cacti	15
Mediterranean Garden	16
Aroma Kitchen Range	18
Indulgence Bathroom Range	20
Letters	22
4 1/8" Tiles	24
Copper Engravings	26
Café de Paris	29
Bugs	30
Animals	32
On the Farm	33
De Morgan	34
Simply Leaves	35
Pastelle Decoratives	36
Designer Flowers	38
Flowers	40
Raised Fruit	42
Hand Painted Borders	44
Field Tiles & Mouldings	46
Pastelle Field Tiles	48
4 1/8" & 5" Field Tiles	50
5" Half Tiles	56
Mouldings	58
Important Information	60



Classic English Tiles

As England's foremost producer of hand crafted designer tiles, we continue to make our tiles in the historic city of Exeter, in the county of Devon.

Our team of highly skilled artists, designers and craftsmen produce our tiles using the finest quality raw materials and carefully controlled manufacturing techniques, honed over many years, to create our stunningly beautiful hand crafted tiles.

Due to the hand crafted nature of Winchester tiles the surfaces undulate gently, allowing natural shading to occur. These distinctive yet subtle variations in shade within each tile, moulding and border mean no two pieces are ever identical which gives a wonderful impression of depth to tiled areas, adding to the beauty and charm of our hand crafted tiles.

From hand-painted designs of luscious fruits, flowers and vegetables, through classical English Delft to New World contemporary in strong, bright colours, here is a choice of tiles in sizes and styles to entice, enrich and ultimately grace the kitchens, bathrooms, hallways, garden rooms and utility areas of discerning homemakers and interior designers.



5" tiles



The
Winchester
Tile
Company®

The art of making fine tiles

Allow us to introduce our range of 5" (127mm) tiles, a size that is practical in application and pleasing in its dimensions. There are many designs of tiles to choose from in this popular size, with a full spectrum of tints and hues available in our coloured, field tiles.

If you are planning to tile a small space or an irregular area you may want to consider the use of a 4 1/8" (105mm) tile. These too are available in an inspired range of colours with matching decorative designs, shown from page 24 onwards.

IN THE BEGINNING we call them 'bisques' - blank canvases, bearing nothing but our name, proudly indented on each flip side of the as-yet undecorated tile, waiting for the subsequent levels of a metamorphosis which will lift them, by degrees, to the world of art.

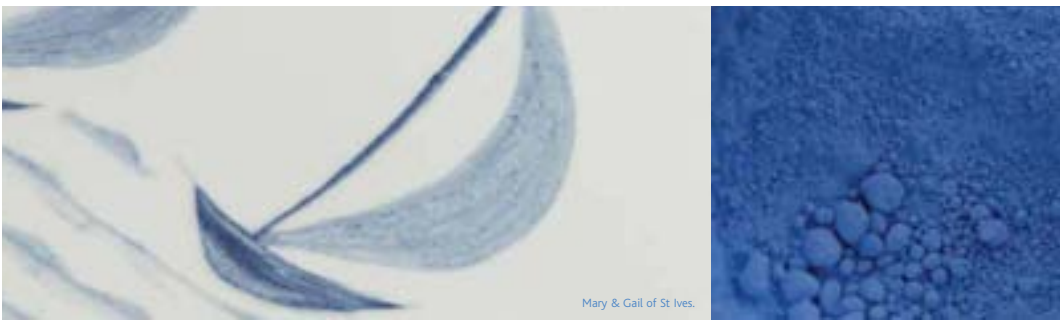
Those elevating changes are brought about by our manufacturing processes, including special glazes, as well as by the application of colour to our hand-painted tiles by skilled artists. This may require that tiles are sometimes fired as many as three times to achieve the required effects.

The charm of all things handmade, hand-painted or hand finished is that no two pieces will ever be identical - and herein lies the secret of the success of The Winchester Tile Company.

Everything we produce is unique and the culmination of generations of experience from a company of designers, technicians, craftspeople and artists working together, hand in hand.

Our products, as a visit to the showroom of one of our stockists will confirm, continue to speak for themselves.





Mary & Gail of St Ives.

English Delft

Our love affair with Delft began in the 16th century when English artists transposed classic Dutch designs to English settings. Here, the sources of inspiration are original 16th century drawings, applied in cobalt blue on Delft opaque tin glaze.

Hand Painted Delft Boats



Trinite of London
W.DE1527HP



Thomas Basset of Rye
W.DE1528HP



Jim Howard of Fowey
W.DE1529HP



Mary & Gail of St Ives
W.DE1530HP



Grace & Ann of Liverpool
W.DE1531HP



Black Barks of Bristol
W.DE1532HP

127 x 127 x 10mm (5" x 5" x 3/8")



Grace & Anne of Liverpool, Black Barks of Bristol and Jim Howard of Fowey with Delft Pencil Dado, Sky Blue Half Tiles and Delft White 5".

English Delft *continued*

The designs on this page are exact reproductions of 18th century originals in museums and private collections. Filled with interest that reflects the tranquil charm of an idyllic, bygone age, the drawings are reproduced in cobalt blue on Delft white.

Delft River Scenes



Waterfront W.DE1516HP



Fisherman W.DE1517HP



Ship and Island W.DE1518HP



Ship and House W.DE1519HP



Pastoral Scene W.DE1520HP



Windmill W.DE1521HP

127 x 127 x 10mm
(5" x 5" x 3/8")

Delft Figures in a Landscape



Man with Hat W.DE1510



Couple with Basket W.DE1511



Lady and Mansion W.DE1512



Man with Stick W.DE1513



Man with Dog W.DE1514



Woman and Basket W.DE1515

127 x 127 x 10mm
(5" x 5" x 3/8")



Fisherman, Pastoral Scene, Ship and House, Waterfront and Windmill with Delft White Blanc with corners.



Far Left: Cardoon. Left: Lunaria, Oxalis and Geum with Amethyst 5", 10" Dado Rail and Turn. Right: Benaulum, Calangute and Juhu with Walnut Rope Border and Half Tiles.

Delft Flowers



Lychnis W.DE1533HP



Cardoon W.DE1534HP



Oxalis W.DE1535HP



Geum W.DE1536HP



Tulipa W.DE1537HP



Lunaria W.DE1538HP

Delft Field Tiles & Mouldings



Delft White Field Tile W.DE1005



Delft White Blanc with Corners W.DE1001



Delft White Frame/Rail Moulding W.DE1010 127x30mm (5"x1 1/8")



Semi Round Pencil Border W.DE1012 127x13mm (5"x1 1/2")



Delft White Dado Rail Moulding* W.DE1601 254x38mm (10"x1 1/2")

127 x 127 x 10mm (5" x 5" x 3/8") *Not shown to scale.

Shells

Beachcombers of the world will delight in this collection of seashore treasures. Reproduced from original engravings, each small masterpiece of nature is hand produced in soft grey on off white tiles to capture the subtleties of shading of the originals.



Calangute W.1930



Nicobar W.1931



Benaulum W.1932



Malpe W.1933



Harminder W.1934



Karmatang W.1935



Juhu W.1936



Marari W.1937

127 x 127 x 10mm (5" x 5" x 3/8")

Right: Balloons 2, 5 and 6 on Pure White with Pure White 5". Far Right: Balloons 2.

Balloons

A fleet of hot-air balloons, hand-coloured and skilfully shaded to lift the home decorator's imagination as they float off against pure white or off white skies.



Balloon 1 W.HP1413



Balloon 2 W.HP1414



Balloon 3 W.HP1415



Balloon 4 W.HP1416



Balloon 5 W.HP1417




Balloon 6 W.HP1418

127 x 127 x 10mm (5" x 5" x 3/8")

Available on Pure White and Off White glaze backgrounds.

For Pure White add PW after product code (Eg. Balloon 1: W.HP1413PW)





Left: Indented Leaves with Off White 5".
Below: Rose.



Above: Gander. Right: Gosling, Pond, Gander and
Goose with Off White 5" and Fennel Half Tiles.

Indented Leaves

Choose a perfect leaf and delicately position it before pressing, to create a master mould that captures the depth and tracery of the original. The resulting tiles are then cast from this pattern and hand-painted with delicate colour washes along the veins of the leaves to highlight their tracery.



Rose W.HP1520



Maple W.HP1521



Choisya W.HP1522



Primula W.HP1523



Hydrangea W.HP1524

127 x 127 x 10mm
(5" x 5" x 3/8")

A Gaggle of Geese

Allow this homely gaggle to meander through your home to paint a picture of rustic tranquillity and - if folk tales are to be believed - bring good fortune to a household.



Goose W.HP1570



Gander W.HP1571



Haystack W.HP1572



Gosling W.HP1573



Pond W.HP1574



Landscape W.HP1575

127 x 127 x 10mm
(5" x 5" x 3/8")



Above: Radish. Right: Carrot, Radish and Onion with Off White 5" and Tarragon Half Tile.



Left: Nevada and Texas with Off White 5" and New Burgundy Half Tiles. Below: Texas.

Vegetable Patch

We have picked this small trug of home-grown vegetables, lovingly hand-painted by our green-fingered artists, to add a finishing touch to your kitchen's decor.



Radish W.HP1560



Tomato W.HP1561



Onion W.HP1562



Petit Pois W.HP1563



Carrot W.HP1564

127 x 127 x 10mm
(5" x 5" x 3/8")

Desert Cacti

Sympathetic magic is about objects or representations of them being used to charm our personal environments. These small studies of cacti, native to the deserts of Mexico and the American South West, are perfect for kitchens or conservatories looking to entice in the sun. Taken from original drawings, each picture is hand-painted.



Nevada W.HP1540



El Paso W.HP1541



Texas W.HP1542



Utah W.HP1543



Phoenix W.HP1544



Tucson W.HP1545

127 x 127 x 10mm
(5" x 5" x 3/8")

Potted Olive Plaque, Olive Branch Border and Olive Sprig with Off White 5".



Mediterranean Garden

These delightful Olive, Orange and Lemon tiles will bring the warmth and relaxed atmosphere of the Mediterranean into your kitchen and cuisine.



Potted Olive Tree Plaque W.HP1530
254x254x10mm (10"x10"x3/8")



Olive Sprig Single W.HP1531
127x127x10mm (5"x5"x3/8")



Olive Branch Border W.HP1532
127x62x10mm (5"x2 1/2"x3/8")



Potted Lemon Tree Plaque W.HP1533
254x254x10mm (10"x10"x3/8")



Lemon Sprig Single W.HP1534
127x127x10mm (5"x5"x3/8")



Lemon Garland Border W.HP1535
127x62x10mm (5"x2 1/2"x3/8")



Potted Orange Tree Plaque W.HP1536
254x254x10mm (10"x10"x3/8")



Orange Sprig Single W.HP1537
127x127x10mm (5"x5"x3/8")



Orange Garland Border W.HP1538
127x62x10mm (5"x2 1/2"x3/8")



Aroma Range and Woven Border with Off White Half Tile and Quarter Tile, Nutmeg and Off White 5" and Nutmeg 10" Dado Rail Moulding.



Aroma Kitchen Range

Classical culinary ingredients say much about a kitchen. Depicted in sepia in an outline serif face on an off-white background these tiles add great style to a wall as they also make a statement - worthy of framing.



Basil W.1920
127x62x10mm 5"x2 1/2"x3/8"



Mint W.1921
127x62x10mm 5"x2 1/2"x3/8"



Bay W.1922
127x62x10mm 5"x2 1/2"x3/8"



Thyme W.1923
127x62x10mm 5"x2 1/2"x3/8"



Spice W.1924
127x62x10mm 5"x2 1/2"x3/8"



Sage W.1925
127x62x10mm 5"x2 1/2"x3/8"



Sepia Woven Vertical Half W.1980
127x62x10mm 5"x2 1/2"x3/8"



Sepia Woven Horizontal Half W.1982
127x62x10mm 5"x2 1/2"x3/8"



Sepia Woven Corner Quarter W.1983
62x62x10mm 2 1/2"x2 1/2"x3/8"



Sepia Woven Vertical Quarter W.1981
62x62x10mm 2 1/2"x2 1/2"x3/8"



Off White Quarter W.OW1026
62x62x10mm 2 1/2"x2 1/2"x3/8"



Left: Salle and Bains on Pure White with Grey 5" and Pure White Half Tiles.
 Above: Chill, Out, Relax, Stay and Cool on Off White with Blue Grey 5" and Off White Half Tiles.
 Above Right: Relax on Off White.
 Right: Huile, Salle and Bains on Pure White with Pure White Half Tile, Anthracite Rope Dado and Anthracite 5".



Indulgence Bathroom Range

Splash out on a range of tiles for bathrooms that speaks volumes about unwinding in a world of one's own. Available in blue on pure white or blue on off white.



Chill W.1906PW
127x62x10mm 5"x2 1/2"x3 1/8"



Cool W.1909PW
127x62x10mm 5"x2 1/2"x3 1/8"



Out W.1908PW
127x62x10mm 5"x2 1/2"x3 1/8"



Relax W.1911PW
127x62x10mm 5"x2 1/2"x3 1/8"



Stay W.1907PW
127x62x10mm 5"x2 1/2"x3 1/8"



Zone W.1910PW
127x62x10mm 5"x2 1/2"x3 1/8"



Savon W.1900
127x62x10mm 5"x2 1/2"x3 1/8"



Salle W.1901
127x62x10mm 5"x2 1/2"x3 1/8"



Bains W.1904
127x62x10mm 5"x2 1/2"x3 1/8"



de Bain W.1905
127x62x10mm 5"x2 1/2"x3 1/8"



Crème W.1902
127x62x10mm 5"x2 1/2"x3 1/8"



Huile W.1903
127x62x10mm 5"x2 1/2"x3 1/8"



Blue Woven Vertical Half W.1990
127x62x10mm 5"x2 1/2"x3 1/8"



Blue Woven Horizontal Half W.1992
127x62x10mm 5"x2 1/2"x3 1/8"



Blue Woven Corner Quarter W.1993
62x62x10mm 2 1/2"x2 1/2"x3 1/8"



Blue Woven Vertical Quarter W.1991
62x62x10mm 2 1/2"x2 1/2"x3 1/8"



Off White Quarter W.OW1026
62x62x10mm 2 1/2"x2 1/2"x3 1/8"

The above tiles are also available on an Off White glaze background. For Off White remove PW after product code (Eg. Chill: W.1906)

The above tiles are also available on a Pure White glaze background. For Pure White, add PW after product code (Eg. Savon: W.1900PW)

Letters


Sometimes you just have to spell it out, and what finer way to stamp your individuality than by reaching for this printer's pie of elegant serif type, with a choice of sepia on off white or blue on pure white.



Letters on Off White with Off White 5", Nutmeg 5" and Nutmeg 10" Dado Rail Moulding
Right: M on Pure White.



A W.1950 B W.1951 C W.1952 D W.1953 E W.1954 F W.1955 G W.1956



H W.1957 I W.1958 J W.1959 K W.1960 L W.1961 M W.1962 N W.1963



O W.1964 P W.1965 Q W.1966 R W.1967 S W.1968 T W.1969 U W.1970




V W.1971 W W.1972 X W.1973 Y W.1974 Z W.1975

127 x 62 x 10mm (5" x 2 1/2" x 3/8")

Available in Sepia on an Off White glaze background and Blue on a Pure White glaze background.



A W.1950PW B W.1951PW C W.1952PW D W.1953PW E W.1954PW F W.1955PW G W.1956PW



H W.1957PW I W.1958PW J W.1959PW K W.1960PW L W.1961PW M W.1962PW N W.1963PW



O W.1964PW P W.1965PW Q W.1966PW R W.1967PW S W.1968PW T W.1969PW U W.1970PW



V W.1971PW W W.1972PW X W.1973PW Y W.1974PW Z W.1975PW

127 x 62 x 10mm (5" x 2 1/2" x 3/8")

Available in Sepia on an Off White glaze background and Blue on a Pure White glaze background.



Lifestyle in proportion

It isn't only the creative use of colour that can create the illusion of space in a room. By using smaller tiles - from our 4 1/8" (105mm) ranges - designers can also introduce a pattern that fits more easily in a smaller space.

It isn't only kitchens that can warm to the artist's brush or come alive to the designer's eye for the use of elegant and stylish tiles. Bathrooms, shower rooms and utility areas too, can be lifted from the plainly functional with imagination and the application of a theme, played out in ranges of purpose-designed tiles that create choices as they inspire confidence.

And what better way to make the transition from home to garden than to bring a little of the outdoors indoors by transforming a garden room or sun lounge with exquisite, deeply moulded hand-painted tiles, depicting fruits and flowers - and perhaps even the occasional bug!

In an age of quick-fix and instant make-over, The Winchester Tile Company remains committed to that part of the philosophy of the Arts and Crafts movement that maintained that if art, in all its forms, should continue to be uplifting, it should not only be made more widely available, it should also be affordable.





Copper Engravings

These fine line illustrations are taken from antique intaglio prints where the original images have been incised into copper plates. Line versions of the original are then applied to the tiles and fired.



Emperor W.1857



Odonata W.1858



Nymph W.1859



Triassic W.1863



Jurassic W.1864



Nautilus W.1856



Dandelion W.1860




Blown Dandelion W.1861



Dandelion Seeds W.1862

105 x 105 x 10mm (4 1/8" x 4 1/8" x 3/8")



Left: Cat Lover and Sunbather with Pebble, Sky Blue and Off White 4 1/8". Above: Spotty Dog.



Espresso

Café de Paris

The French capital provides the inspiration and theme for this chic melange of cups and pourers, drawn, we like to think, from the pavement cafés of Montmartre itself. Hand-coloured and glazed and ready to grace the walls of any contemporary kitchen where the important business of tasting good thé or café is taken (not too) seriously.

Copper Engravings

Original cartoons of the small characters who complete a picture of domestic bliss in many of our homes - or take them over completely in others. These charming line drawings are applied to the tiles and fired before they are returned to the artists for hand-colouring.



Sunbather W.1850HP



Spotty Dog W.1851HP



Curly Dog W.1855HP



Dog Meeting W.1853HP




Cat Lover W.1854HP



Dog Family W.1852HP

105 x 105 x 10mm (4 1/8" x 4 1/8" x 3/8")



Pichet W.1830



Cruche W.1831



Carafe W.1832




Espresso W.1833



Café Noir W.1834



Tasse de Thé W.1835



Café Crème W.1836



Pot à lait W.1837



Crémier W.1838

105 x 105 x 10mm (4 1/8" x 4 1/8" x 3/8")



30 4 1/8" tiles



Far Left: Dragonfly and Damselfly & Dragonfly Border with Off White 4 1/8" Left: Two Butterflies. Right: Centipede.

Bugs

This delightful collection of country creatures has proved extremely popular with customers. Their designs provide a perfect complement to the handsome rustic nature of our plain tiles.



Two Butterflies W.HP1289



Dragonfly W.HP1290



Damselfly W.HP1291



Ladybird & Bee W.HP1292



Butterfly W.HP1307



Centipede W.HP1308



Snail W.HP1309



Wasp W.HP1310



Hornet W.HP1311

105 x 105 x 10mm (4 1/8" x 4 1/8" x 3/8")

The above tiles are also available on a Pure White glaze.

For Pure White, add PW after product code (Eg. Dragonfly: W.HP1290PW)



Damselfly & Dragonfly Border W.HP1312




Ladybird & Bee Border W.HP1314




Plain Bug Border W.HP1313

215 x 35 x 10mm (8 5/8" x 1" x 3/8")

The above borders are only available on an Off White glaze background.




Left: Cockerel. Below: Ram, Pig and Cockerel with Pebble, Putty and Oyster 4 1/8" and Putty 8 5/8" Dado Rail Moulding.



Above: Polly Pig. Right: Connie Cow and Harry Hare with Pebble and Off White 4 1/8".

Animals

A complete menagerie of favourite farm animals, flat or moulded in mid-relief to give depth and catch the light. Each stylised character is carefully hand-painted and fired. The small frames created in the mouldings add a delightful finishing touch.



Cow W.HP1293




Ram W.HP1294



Duck W.HP1295



Hen W.HP1296



Cockerel W.HP1297



Pig W.HP1299

105 x 105 x 10mm (4 1/8" x 4 1/8" x 3/8")

On the Farm

A set of fine animal drawings in a naïve style reminiscent of 18th century farm cottages where simple images of homely livestock positively filled their frames. Used at random these tiles make a pleasing counterpoint to areas of field (plain colour) tiles.



Connie Cow W.HP1550



Polly Pig W.HP1551



Sally Sheep W.HP1552



Harry Hare W.HP1553



Cuthbert Cockerel W.HP1554

105 x 105 x 10mm (4 1/8" x 4 1/8" x 3/8")



Fish Frieze with Sapphire 4 1/8"



Left: Chestnut with Maize 4 1/8". Below: Fern.



De Morgan

William De Morgan was the most important ceramic artist of the Arts and Crafts Movement and a collaborator with William Morris himself. In keeping with the aims of their movement, which frowned on mass production, they designed this fish frieze. Every tile is hand painted by one of our skilled artists.



Fish Frieze W.HP1262



Fish Frieze W.HP1263



Fish Frieze W.HP1264



Fish Frieze W.HP1261

105 x 105 x 10mm (4 1/8" x 4 1/8" x 3/8")

Simply Leaves

Our artists make a colour wash background on each tile by hand, then the skeletons of leaves are laid down as an appliqué of platinum foil before firing. The results are stunning*.



Fern W.1940P



Oak W.1941P



Beech W.1942P




Chestnut W.1943P



Ash W.1944P

105 x 105 x 10mm (4 1/8" x 4 1/8" x 3/8")

* Please refer to Special Care Information on page 60.



Left: Gooseberry Cone Shell, Pisces, Ammonite and Starfish with Peppermint 4 1/8" and Pear 8 3/8" Dado Rail Moulding.
Top Right: Ammonite.



Pastelle Decoratives

These bathroom tiles, in pale, seashore-misted colours have raised mouldings, which are then satin-glazed to give a soft sheen effect. They will provide a perfect backdrop to all those wonderful objets trouvés your family insists on bringing back from a visit to the beach.

Gooseberry



Pisces 2-tile set W.PGO1553HP
Pisces 2-tile set (see left)
Pisces W.PGO1552HP
Seahorse W.PGO1550HP
Seahorse 2-tile set W.PGO1551HP



Starfish W.PGO1495HP
Coquille St Jacques W.PGO1493HP
Ammonite W.PGO1496HP
Cone Shell W.PGO1497HP
Seahorse 2-tile set (see above)

105 x 105 x 10mm (4 1/8" x 4 1/8" x 3/8")

Marzipan



Pisces 2-tile set W.PMA1553HP
Pisces 2-tile set (see left)
Pisces W.PMA1552HP
Seahorse W.PMA1550HP
Seahorse 2-tile set W.PMA1551HP



Starfish W.PMA1495HP
Coquille St Jacques W.PMA1493HP
Ammonite W.PMA1496HP
Cone Shell W.PMA1497HP
Seahorse 2-tile set (see above)

Bilberry



Pisces 2-tile set W.PBI1553HP
Pisces 2-tile set (see left)
Pisces W.PBI1552HP
Seahorse W.PBI1550HP
Seahorse 2-tile set W.PBI1551HP



Starfish W.PBI1495HP
Coquille St Jacques W.PBI1493HP
Ammonite W.PBI1496HP
Cone Shell W.PBI1497HP
Seahorse 2-tile set (see above)

105 x 105 x 10mm (4 1/8" x 4 1/8" x 3/8")



Left: Designer Flowers with Off White 4 1/8" and Tarragon Half Tile. Right: Agapanthus.



Arctotis W.HP1484
210x105x10mm
(8 3/8"x4 1/8"x3/8")



Poppy W.HP1485
210x105x10mm
(8 3/8"x4 1/8"x3/8")



Agapanthus W.HP1486
210x105x10mm
(8 3/8"x4 1/8"x3/8")



Allium W.HP1487
210x105x10mm
(8 3/8"x4 1/8"x3/8")



Jar W.HP1489
210x105x10mm
(8 3/8"x4 1/8"x3/8")



Stem Vase W.HP1490
210x105x10mm
(8 3/8"x4 1/8"x3/8")




Flower Pot W.HP1488
105x105x10mm
(4 1/8"x4 1/8"x3/8")



Greek Vase W.HP1491
105x105x10mm
(4 1/8"x4 1/8"x3/8")

Designer Flowers

These four flowers and four pots provide sixteen possible combinations for the home decorator - or you may wish to choose a favourite flower - and place it in one shape of pot, over and over again. The possibilities may not be endless but the effect of patterning they create can be stunning and the results - as a frieze or as a series of stand-alone tiles - are simply lovely.



Harvest Plaque W.HP1200
320x320x10mm (12 5/8"x12 5/8"x3/8")



Rose & Hop Plaque W.HP1475
320x320x10mm (12 5/8"x12 5/8"x3/8")

Flowers

All the beauty of sunny, flower-filled days brought to your kitchen, cloakroom or garden room in this classically elegant collection of moulded tiles, hand-painted in soft, dreamy colours, then glazed to capture the shimmer of eternal summer.



Daisy & Fuchsia W.HP1330



Lily & Fuchsia W.HP1332



Lily W.HP1333



Rosebuds W.HP1334



Single Rose W.HP1335



Clematis & Fuchsia W.HP1336




Small Lilies W.HP1337



Rose Duo W.HP1338

105 x 105 x 10mm (4 1/8" x 4 1/8" x 3/8")





Left: Fruit Plaque. Above: Two Pears.
Right: Strawberries and Oranges with Cherry
Border, Tarragon and Off White 4 1/8".



Raised Fruit

The backgrounds of these deep-moulded decorative tiles are first glazed on off white and then fired. Back from the kilns, the gleaming areas of raised fruits are highlighted or painted and shaded in soft colours, to further enhance the illusion of depth. Then they are fired again. Singularly beautiful, they also make perfect repeat patterns as border tiles.



Cherry W.HP1030



Blue Crabapple W.HPLB1031



Peach Crabapple W.HPPH1031



Burgundy Crabapple W.HDPD1031




Oranges W.HP1040



Two Pears W.HP1041



Lemon W.HP1032



Currant W.HP1033N



Strawberries W.HP1034



Plum W.HP1039



Grapes W.HP1042N

105 x 105 x 10mm (4 1/8" x 4 1/8" x 3/8")




Fruit Plaque W.HP1072N
320x320x10mm (12 5/8"x12 5/8"x 3/8")



Far Left: Leaf and Berry Border. Left: Leaf Frieze.
Right: Burgundy Daisy Border.

Hand Painted Borders

These beautiful hand-painted borders are specially designed to complement the individual raised pattern tiles on pages 40 - 43. Alternatively they can be used with field tiles to create subtle decorative schemes of their own.



Peach Crabapple Border
W.HPPH1050
105x105mm (4 1/8"x4 1/8")


Peach Crabapple Border Corner
W.HPPH1063
105x105mm (4 1/8"x4 1/8")

Blue Crabapple Border
W.HPLB1050
105x105mm (4 1/8"x4 1/8")


Blue Crabapple Border Corner
W.HPLB1063
105x105mm (4 1/8"x4 1/8")



Burgundy Crabapple Border
W.HPDP1050
105x105mm (4 1/8"x4 1/8")



Burgundy Crabapple Border Corner
W.HPDP1063
105x105mm (4 1/8"x4 1/8")



Cherry Border
W.HP1052
105x105mm (4 1/8"x4 1/8")



Cherry Border Corner
W.HP1054
105x105mm (4 1/8"x4 1/8")

4 1/8" Hand Painted Borders



Pink Daisy Border
W.HP1350
105x22mm (4 1/8"x7/8")

Pink Daisy Border Turn
W.HP1351
22x22mm (7/8"x7/8")

Burgundy Daisy Border
W.HP1352
105x27mm (4 1/8"x1 1/16")

Burgundy Daisy Border Turn
W.HP1353
27x27mm (1 1/16"x1 1/16")

Daisy Chain Border
W.HP1354
105x26mm (4 1/8"x1")

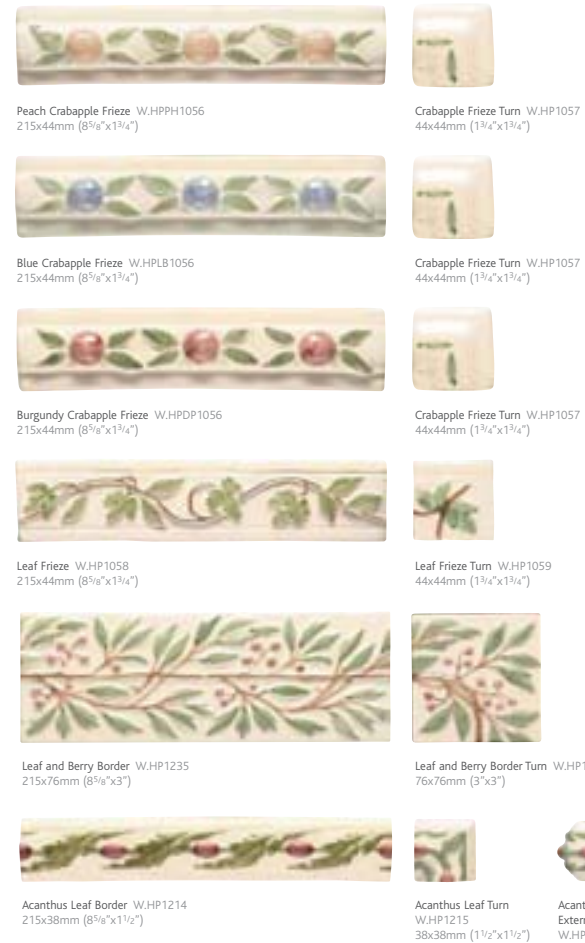
Daisy Chain Border Turn
W.HP1355
26x26mm (1"x1")

Red Clover Border
W.HP1356
105x18mm (4 1/8"x3/4")

Red Clover Border Turn
W.HP1357
18x18mm (3/4"x3/4")

Note: 4 1/8" Hand Painted Borders are not shown to scale.

8 5/8" Hand Painted Borders



Peach Crabapple Frieze W.HPPH1056
215x44mm (8 5/8"x1 3/4")

Crabapple Frieze Turn W.HP1057
44x44mm (1 3/4"x1 3/4")

Blue Crabapple Frieze W.HPLB1056
215x44mm (8 5/8"x1 3/4")

Crabapple Frieze Turn W.HP1057
44x44mm (1 3/4"x1 3/4")

Burgundy Crabapple Frieze W.HPDP1056
215x44mm (8 5/8"x1 3/4")

Crabapple Frieze Turn W.HP1057
44x44mm (1 3/4"x1 3/4")

Leaf Frieze W.HP1058
215x44mm (8 5/8"x1 3/4")

Leaf Frieze Turn W.HP1059
44x44mm (1 3/4"x1 3/4")


Leaf and Berry Border W.HP1235
215x76mm (8 5/8"x3")

Leaf and Berry Border Turn W.HP1236
76x76mm (3"x3")


Acanthus Leaf Border W.HP1214
215x38mm (8 5/8"x1 1/2")

Acanthus Leaf Turn
W.HP1215
38x38mm (1 1/2"x1 1/2")

Acanthus Leaf External Corner
W.HP1213



Left: Fennel 4 1/8" and 8 3/8" Dado Rail Moulding with Celadon Listello and Half Tiles. Below: Egg & Dart Corner being hand finished.



Left: Moonstone Egg & Dart Moulding. Right: Deep Turquoise (with crazed finish), Marine Blue (with crazed finish) and Celadon.

The
Winchester
Tile
Company®

Field Tiles & Mouldings

How important is a setting to a picture and do borders and mouldings detract from a room (which may be a work of art in itself)? If you believe them to be a vital part of the design - the frame the artist leaves for the owner to choose - you will be delighted with what follows and the many possibilities our field tiles, borders and mouldings create in turning your work of art into a masterpiece.

There are no fewer than 60 colours of field tile - from soft pastel colours, to the stronger, richer hues, perfect at showing off the design features of beautiful baths or traditional cookers.


These single colour field tiles are also available in both the 4 1/8" (105mm) and 5" (127mm) sizes. There are also "half" tiles available in 30 colours in the 5" size, which opens up even more design possibilities.

A special waterfall glazing technique is used on Winchester field tiles, which produces two fully glazed edges on each tile, eliminating the need for a special trim i.e. a bullnose.

Our mouldings are based on classical English plasterwork including Victorian dado rails and Georgian cornices where powerful modelling enables the quality of the glaze to work its magic by getting deep down into every curlicue and crevice.

And if all that talk of times past sounds a little dated, look again. These are classics - and a classic is something that remains forever in fashion because it cannot be improved upon.

Our hand-painted mouldings are simply a joy to behold and that simplicity enables them to be used in virtually any room in the house where they make wonderful, go-anywhere friezes.





Left: Pear, Spearmint and Blueberry with Starfish, Seahorse 2-tile set, Pisces 2-tile set and Ammonite in Gooseberry. Right: Vanilla, Cherry and Bilberry 4 1/8".

4 1/8" Pastelle Field Tiles

A delightful and versatile range of field tiles in soft pastel colours, created to allow a colour scheme to move in the direction of choice by the use of a single colour, or by the subtle mixtures of hues in the range.



Vanilla W.PVA1004
105x105x10mm
(4 1/8"x4 1/8"x3/8")

Camomile W.PCA1004
105x105x10mm
(4 1/8"x4 1/8"x3/8")

Banana W.PBA1004
105x105x10mm
(4 1/8"x4 1/8"x3/8")

Mango W.PMN1004
105x105x10mm
(4 1/8"x4 1/8"x3/8")



Vanilla W.PVA1226 215x38mm (8 5/8"x1 1/2")



Banana W.PBA1226 215x38mm (8 5/8"x1 1/2")



Camomile W.PCA1226 215x38mm (8 5/8"x1 1/2")



Mango W.PMN1226 215x38mm (8 5/8"x1 1/2")



Marzipan W.PMA1004
105x105x10mm
(4 1/8"x4 1/8"x3/8")



Pear W.PPE1004
105x105x10mm
(4 1/8"x4 1/8"x3/8")



Gooseberry W.PGO1004
105x105x10mm
(4 1/8"x4 1/8"x3/8")



Peppermint W.PPP1004
105x105x10mm
(4 1/8"x4 1/8"x3/8")



Marzipan W.PMA1226 215x38mm (8 5/8"x1 1/2")



Gooseberry W.PGO1226 215x38mm (8 5/8"x1 1/2")



Pear W.PPE1226 215x38mm (8 5/8"x1 1/2")



Peppermint W.PPP1226 215x38mm (8 5/8"x1 1/2")



Cherry W.PCH1004
105x105x10mm
(4 1/8"x4 1/8"x3/8")



Bilberry W.PBI1004
105x105x10mm
(4 1/8"x4 1/8"x3/8")



Blueberry W.PBL1004
105x105x10mm
(4 1/8"x4 1/8"x3/8")



Spearmint W.PSP1004
105x105x10mm
(4 1/8"x4 1/8"x3/8")



Cherry W.PCH1226 215x38mm (8 5/8"x1 1/2")




Blueberry W.PBL1226 215x38mm (8 5/8"x1 1/2")



Bilberry W.PBI1226 215x38mm (8 5/8"x1 1/2")




Spearmint W.PSP1226 215x38mm (8 5/8"x1 1/2")



Far Left: Pearl and Peridot 5". Above: Off White 4 1/8", Listello and 10" Dado Rail Moulding. Left: Putty, Deep Turquoise (with crazed finish) and Nutmeg. Right: Thyme, Tarragon and Peridot 5" and Half Tiles with Peridot 10" Dado Rail Moulding.

4 1/8" & 5" Field Tiles

The ultimate palette of plain colours, available in both 4 1/8" and 5" sizes and in 48 different hues that have made Winchester Tiles first choice with discerning decorators around the world.




Here, in the clear light of day are the colours you have been dreaming about. Pale, misty colours, strong earth colours, colours of sky and sea.

All field tiles shown on pages 50 - 55 are available as both 4 1/8" x 4 1/8" x 3/8" tiles (105 x 105 x 10mm) and 5" x 5" x 3/8" tiles (127 x 127 x 10mm).



Below: Amber. Right: Amber, Olive and Chrome 5".
Far Right: Ruby, New Burgundy, Putty and Nutmeg 4 1/8".



4 1/8" & 5" Field Tiles

Whether you are planning to bring a Victorian villa sympathetically back into the 21st century or create a stunning kitchen or glamorous bathroom in a high-rise apartment, here are the perfect colours of choice.




Soft Yellow (with crazed finish)
4 1/8" W.SY1004
5" W.SY1005

Maize
4 1/8" W.MZ1004
5" W.MZ1005

Amber
4 1/8" W.AR1004
5" W.AR1005

Honey
4 1/8" W.HY1004
5" W.HY1005



Chrome
4 1/8" W.CH1004
5" W.CH1005

Olive
4 1/8" W.OL1004
5" W.OL1005

Lime Green*
4 1/8" W.LG1004
5" W.LG1005

Emerald Green*
4 1/8" W.EG1004
5" W.EG1005



Orange
4 1/8" W.OR1004
5" W.OR1005

Coral
4 1/8" W.CO1004
5" W.CO1005

Mars
4 1/8" W.MR1004
5" W.MR1005

Vermilion
4 1/8" W.VE1004
5" W.VE1005



Candyfloss Pink
4 1/8" W.CP1004
5" W.CP1005

Raspberry
4 1/8" W.RA1004
5" W.RA1005

New Burgundy
4 1/8" W.BN1004
5" W.BN1005

Ruby
4 1/8" W.RU1004
5" W.RU1005

Look carefully at the self-coloured glazes we use and you will see that most of them coordinate with the hand painted colours we use for our raised pattern tiles.

All field tiles shown on pages 50 - 55 are available as both 4 1/8" x 4 1/8" x 3/8" tiles (105 x 105 x 10mm) and 5" x 5" x 3/8" tiles (127 x 127 x 10mm).



Above: Marine Blue (with crazed finish). Right: Marine Blue (with crazed finish), Deep Turquoise (with crazed finish) and Celadon 4 1/8". Far Right: Grey, Jade, Prussian Blue and Blue Grey 4 1/8".


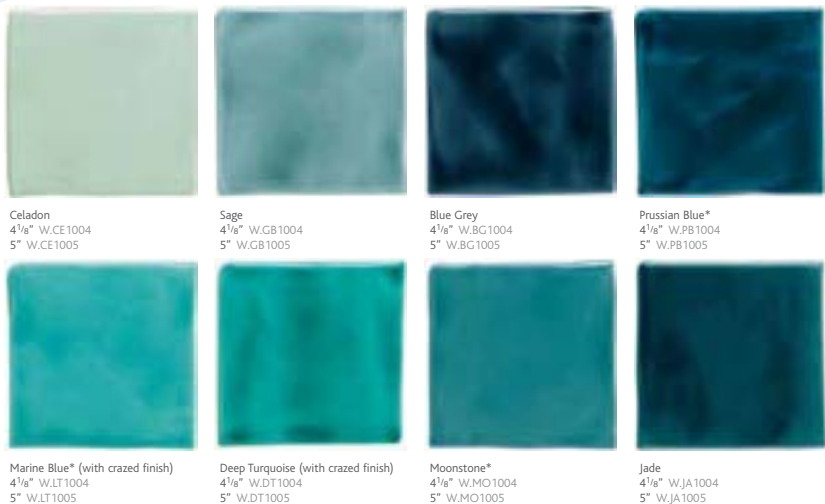


4 1/8" & 5" Field Tiles

The wide colour range we offer, with the graduations between separate hues sometimes too subtle to describe, allow you to perfectly coordinate your colour schemes.

These subtle variations of hue also enable you to achieve stunning effects with a melange or mix of colours.































All field tiles shown on pages 50 - 55 are available as both 4 1/8" x 4 1/8" x 3/8" tiles (105 x 105 x 10mm) and 5" x 5" x 3/8" tiles (127 x 127 x 10mm).







5" Half Tiles

Like narrow "Dutch" bricks in Tudor and Jacobean houses, the introduction of half tiles can transform a chosen colour scheme into something else again, particularly when they are applied in a traditional brickwork pattern. These tiles are available in 30 different colours.

			
Pure White W.PW1025	Off White W.OW1025	Peridot W.PT1025	Delft White W.DE1025
			
Fennel W.FE1025	Thyme W.TH1025	Tarragon W.TA1025	Pebble W.BB1025
			
Canvas W.CA1025	Walnut W.WA1025	Putty W.PY1025	Nutmeg W.NU1025
			
Maize W.MZ1025	Soft Yellow† W.SY1025	Honey W.HY1025	Amber W.AR1025
			
Mars W.MR1025	Vermilion W.VE1025	Raspberry W.RA1025	New Burgundy W.BN1025
			
Celadon W.CE1025	Moonstone* W.MO1025	Emerald Green* W.EG1025	Ruby W.RU1025
			
Sky Blue W.SB1025	Periwinkle W.PE1025	Cobalt Blue W.CB1025	Black W.BL1025
			
Grey W.GR1025	Anthracite* (Metallic) W.AN1025		

127 x 62 x 10mm (5" x 2 1/2" x 3/8")



Top Left: Egg & Dart Moulding in New Burgundy.
 Above: Marine Blue (with crazed finish) Rope Moulding. Right: Amethyst 10" Egg & Dart Moulding and Corner with Amethyst and Delft 5".

8⁵/₈" & 10" Mouldings

The finishing touch to your design, including matching turns and corners, available in all of the 48 gloss colours in the beautiful Winchester Tile range.

10" Large Mouldings



Corner 1228 Moulding 1600 Turn 1230

Sizes available:
10" 254mm x 64mm (10" x 2¹/₂")
Turn 64mm x 64mm (2¹/₂" x 2¹/₂")

8⁵/₈" & 10" Egg & Dart Moulding



Corner 1231 8⁵/₈" Moulding 1232 10" Moulding 1602 Turn 1233

Sizes available:
8⁵/₈" 215mm x 50mm (8⁵/₈" x 2")
10" 254mm x 50mm (10" x 2")
Turn 50mm x 50mm (2" x 2")

8⁵/₈" & 10" Dado Rail Moulding



Corner 1225 8⁵/₈" Moulding 1226 10" Moulding 1601 Turn 1227

Sizes available:
8⁵/₈" 215mm x 38mm (8⁵/₈" x 1¹/₂")
10" 254mm x 38mm (10" x 1¹/₂")
Turn 38mm x 38mm (1¹/₂" x 1¹/₂")

8⁵/₈" Rope Moulding



Corner 1216 Moulding 1217 Turn 1218

Sizes available:
8⁵/₈" 215mm x 25mm (8⁵/₈" x 1")
Turn 25mm x 25mm (1" x 1")

8⁵/₈" Listello Moulding



Corner 1210 Moulding 1212

Sizes available:
8⁵/₈" 215mm x 19mm (8⁵/₈" x 3/4")
Turn 19mm x 19mm (3/4" x 3/4")

Mouldings are available in the following colour ranges.

Pure White PW	Off White OW	Pearl PL	Oyster OY	Peridot PT	Flax FL	Pebble BB	Shale SH
Celadon CE	Fennel FE	Thyme TH	Tarragon TA	Canvas CA	Walnut WA	Putty PY	Nutmeg NU
Orange OR	Coral CO	Mars MR	Vermilion VE	Candyfloss Pink CP	Raspberry RA	New Burgundy BN	Ruby RU
Maize MZ	Soft Yellow† SY	Honey HY	Amber AR	Chrome CH	Olive OL	Lime Green* LG	Emerald Green* EG
Delft DE	Sky Blue SB	Sage GB	Moonstone* MO	Marine Blue†* LT	Deep Turquoise† DT	Jade JA	Cobalt Blue CB
Amethyst AM	Periwinkle PE	Sapphire SA	Blue Grey BG	Prussian Blue* PB	Grey GR	Anthracite* AN (Metallic)	Black BL

† Crazed finish * Please refer to Special Care Information on page 60.